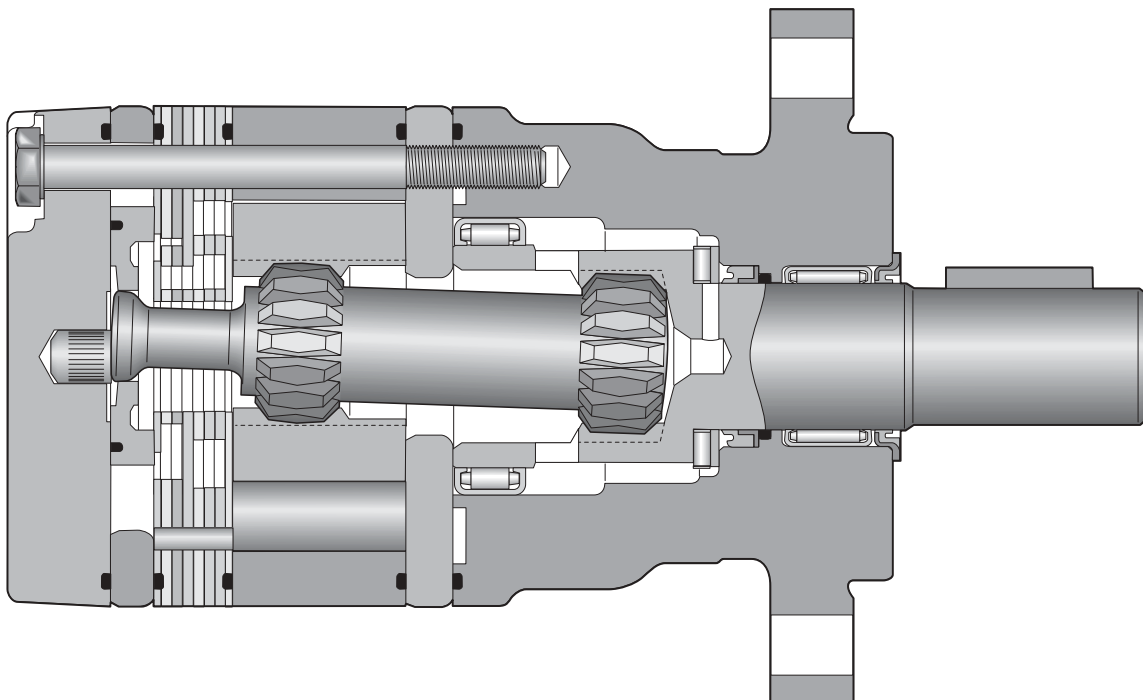
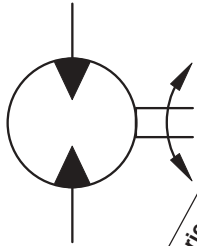


14 Displacements	(2.5 – 24.0 in ³ /rev)	
14 Schluckvolumen	45 . . . 390 cm ³ /rev	
14 Cylindrée		
14 Desplazamientos		
	Cont	Int
Maximum Pressure	(to 2030 psi)	(to 2750 psi)
Eingangsdruck	. . .140 bar	. . .190 bar
Chaute de pression max.		
Presion Maxima		
Maximum Oil Flow	(to 20 gpm)	
Schluckstrom	. . . 75 lpm	
Débit d'huile		
Caudal Maximo de Aceite		
Maximum Speed	(1000 rpm)	
Drehzahl	1000 rpm	
Vitesse de rotation		
Velocidad Maxima		
	Cont	Int
Maximum Torque	(4139 lb in)	(5728 lb in)
Max Drehmoment	467 Nm	648 Nm
Couple Maxi		
Torque Maximo		
Maximum Side Load at Key	(to 1500 lb)	
Seitenlast	. . . 6650 N	
Charges latérales		
Carga Maxima Lateral		

An Improved Medium Duty Low Speed, High Torque Motor

This medium duty motor has higher pressure ratings than the TB motor, for applications requiring higher torque. Robust roller bearings withstand higher side loads and are suitable for chain and sprocket shaft connections. It uses high pressure shaft seals, robust roller bearings and high flow shaft seal cooling.





Geometric displacement
Geom. Schluckvolumen
Cylindrée
Desplazamientos

Max. speed @ Max. intermittent flow
Max. Drehzahl Intermittierender Betrieb:
Velocidad maxima a caudal intermitente maximo

Max. oil flow
Max. Schluckstrom
Débit d'huile maxi
Caudal Maximo de Aceite

Max. Differential Pressure
Max. Druckgefälle
Chute de pression maxi
Presion diferencial maxima

Max. supply pressure
Max. Eingangsdruck
Presion maxi entrée
Pression maxima de alimentacion

Max. torque
Max. Drehmoment
Couple maxi
Torque Maximo

Max. performance
Max. Leistungabgabe
Maximo redinimiento

Min. starting torque
Min. Anlaufmoment
Couple min. fourni au dé manrage
Torque minimo de arranque

Motor Series TE	cm ³ /rev in ³ /rev	Int rev/min	cont / int* l/min g/min		cont / int* bar psi		max bar psi	cont / int* Nm lb-in		max KW HP	cont / int* Nm lb-in	
TE 0045	41 2.5	1024	34 9	42 11	140 2030	190 2750	200 2900	71 624	99 876	10.4 13.9	46 411	64 565
TE 0050	49 3.0	1020	34 9	50 13	140 2030	190 2750	200 2900	90 796	127 1120	12.8 17.2	72 637	98 871
TE 0065	65 4.0	877	45 12	57 15	140 2030	190 2750	200 2900	125 1106	176 1558	14.7 19.8	100 885	137 1211
TE 0080	82 5.0	695	45 12	57 15	140 2030	190 2750	200 2900	160 1416	220 1947	17.3 23.2	128 1133	171 1515
TE 0100	98 6.0	582	45 12	57 15	140 2030	190 2750	200 2900	190 1682	264 2337	17.4 23.4	152 1345	205 1819
TE 0130	130 8.0	438	45 12	57 15	140 2030	190 2750	200 2900	255 2257	352 3116	17.3 23.2	204 1806	274 2423
TE 0165	163 10.0	348	45 12	57 15	140 2030	190 2750	200 2900	310 2744	436 3846	17.0 22.8	248 2195	338 2992
TE 0195	195 11.9	292	45 12	57 15	140 2030	190 2750	200 2900	390 3452	528 4673	17.4 23.4	312 2762	411 3637
TE 0230	228 13.9	328	57 15	75 20	120 1740	165 2400	200 2900	380 3363	514 4554	17.7 23.8	304 2691	411 3637
TE 0260	260 15.9	287	57 15	75 20	110 1595	155 2250	200 2900	400 3540	550 4870	16.7 22.4	320 2832	449 3977
TE 0295	293 17.9	256	57 15	75 20	100 1450	145 2100	200 2900	428 3784	582 5180	15.7 21.0	328 2903	445 3939
TE 0330	328 20.0	228	57 15	75 20	100 1450	135 1950	200 2900	443 3926	600 5312	14.8 19.8	344 3045	453 4014
TE 0365	370 22.6	203	57 15	75 20	95 1378	125 1825	200 2900	467 4133	648 5728	13.6 18.2	373 3301	477 4223
TE 0390	392 24.0	191	57 15	75 20	85 1233	120 1740	200 2900	445 3935	628 5562	12.5 16.8	348 3080	462 4090

Performance data based on testing using 10W40 oil with a viscosity of 43,1 cSt. (200 SUS) at 54° C (130° F). Performance data is typical. Actual data may vary slightly from one production motor to another.

Les données sur les performances sont basées sur des tests utilisant de l'huile 10W40 d'une viscosité de 200 SUS à 54°C (130°F). Ces données correspondent à des situations typiques. Les données réelles peuvent varier légèrement d'un moteur de production à l'autre.

Leistungsdaten sind gemessen mit SAE 10W40 bei einer Viskosität von 43,1 Cst bei 54°C. Geringfügige Abweichungen von den Katalogdaten sind möglich.

Datos tecnicos obtenidos con aceite 10W40 de 200 SUS de viscosidad a 54°C (130°F). Los datos proporcionados son valores tipicos. Los valores exactos reales podrian tener una pequena variacion entre distintos motores.

* Intermittent operation rating applies to 10% of every minute.

Intermittierende Werte maximal 10% von jeder Betriebsminute.

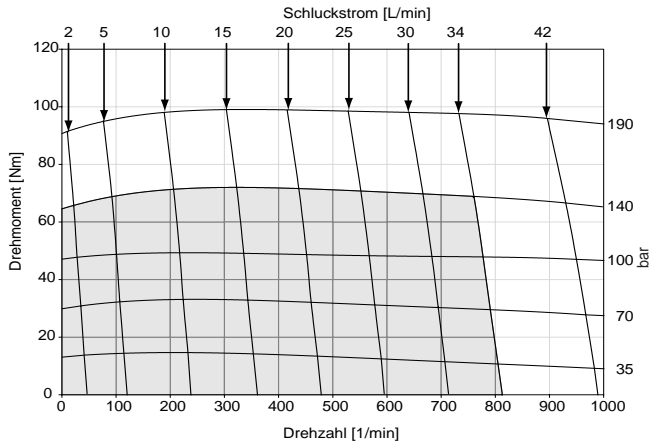
Fonctionnement interm. 10% max. de chaque minute d'utilisation.

Capacidad de funcionamiento intermitente valida para 10% por cada minuto.

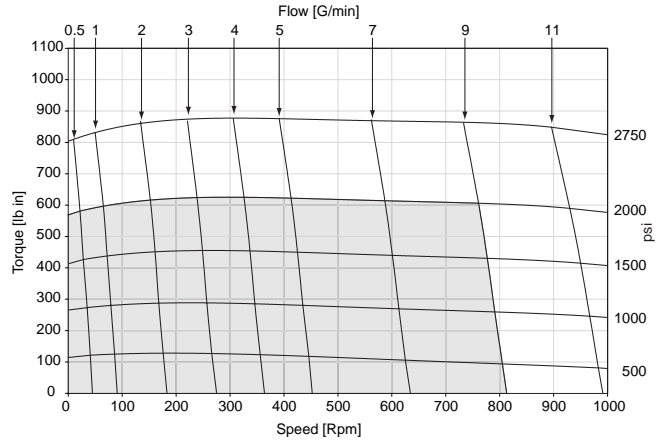


TE 0045

EU

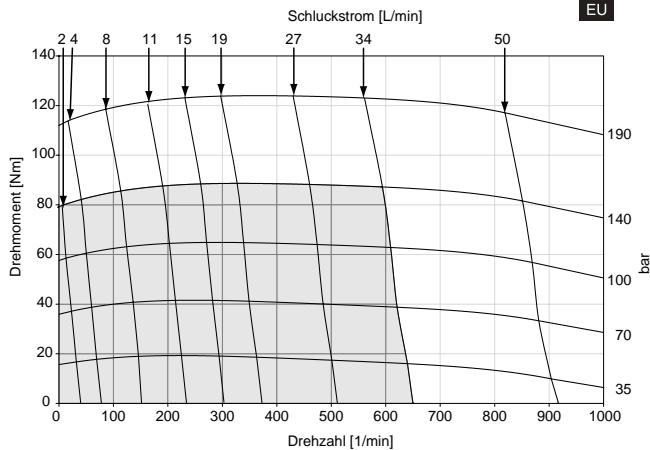


US

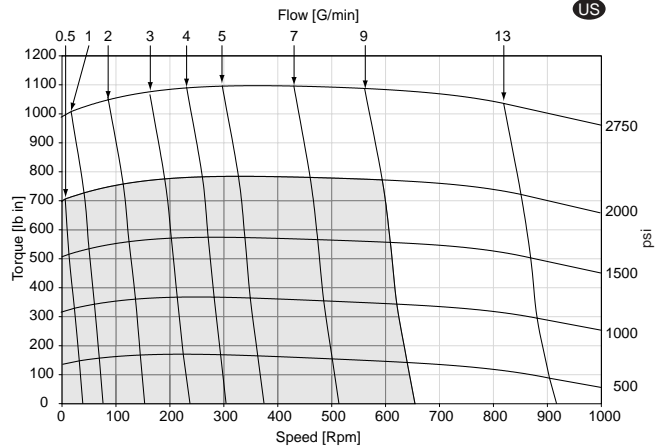


TE 0050

EU

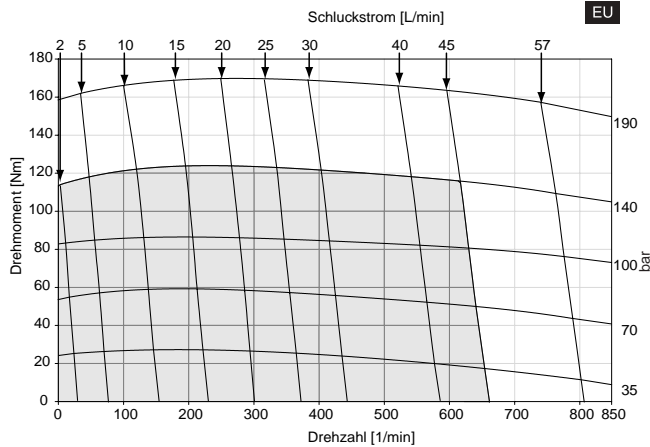


US

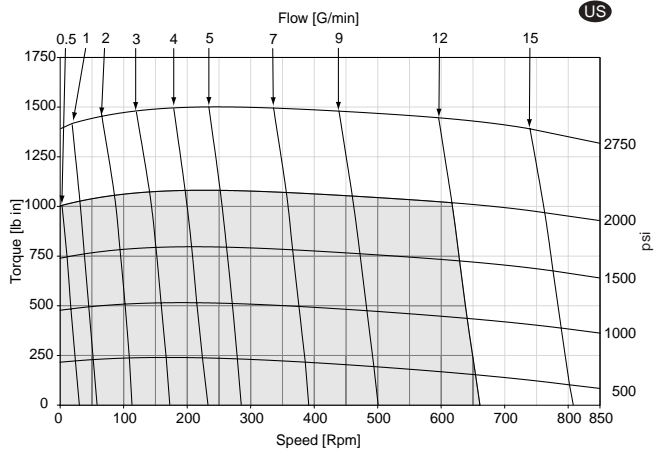


TE 0065

EU



US



Cont.

Int.

Intermittent operation rating applies to 10% of every minute.
Fonctionnement interm. 10% max. de chaque minute d'utilisation.

Intermittierende Werte maximal 10% von jeder Betriebsminute.
Capacidad de funcionamiento intermitente valida para 6 segundos por cada minuto.

Performance data based on testing using 10W40 oil with a viscosity of 200 SUS at 54° C (130° F). Performance data is typical. Actual data may vary slightly from one production motor to another.

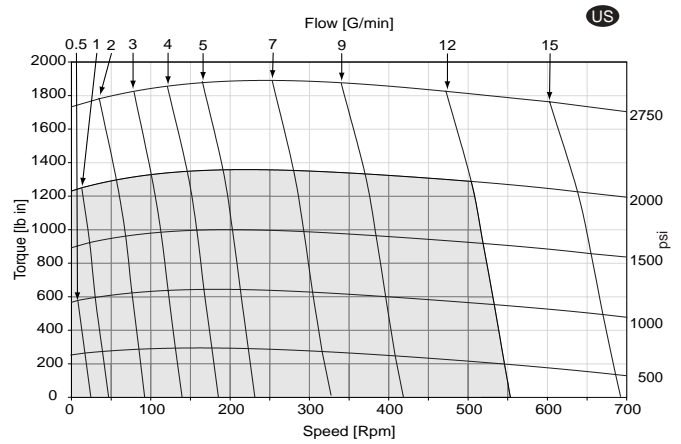
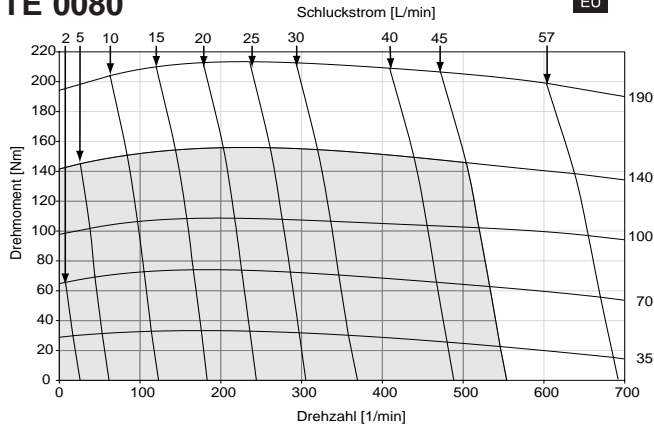
Leistungsdaten sind gemessen mit SAE 10W40 bei einer Viskosität von 43,1 Cst bei 54°C. Geringfügige Abweichungen von den Katalogdaten sind möglich.

Les données sur les performances sont basées sur des tests utilisant de l'huile 10W40 d'une viscosité de 200 SUS à 54°C (130°F). Ces données correspondent à des situations typiques. Les données réelles peuvent varier légèrement d'un moteur de production à l'autre.

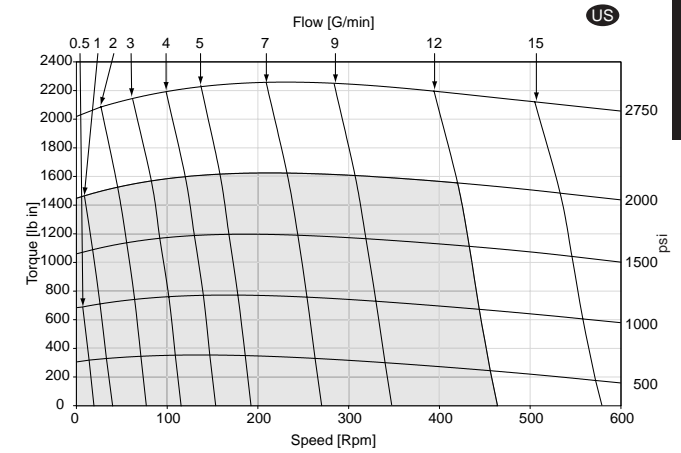
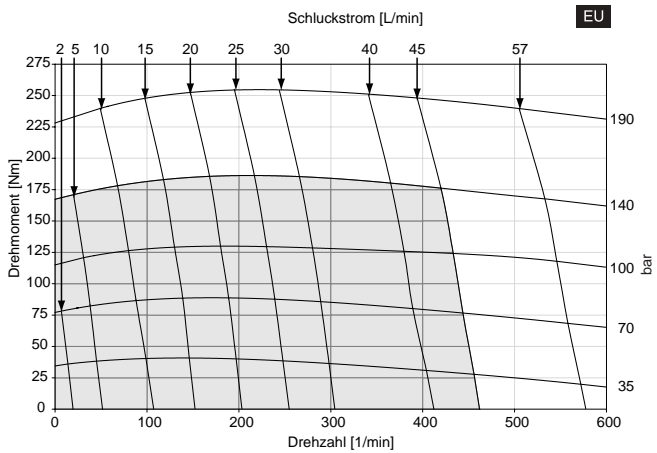
Datos tecnicos obtenidos con aceite 10W40 de 200 SUS de viscosidad a 54°C (130°F). Los datos proporcionados son valores tipicos. Los valores exactos reales podrian tener una pequena variacion entre distintos motores.

Global TE.p65, pfm, fm

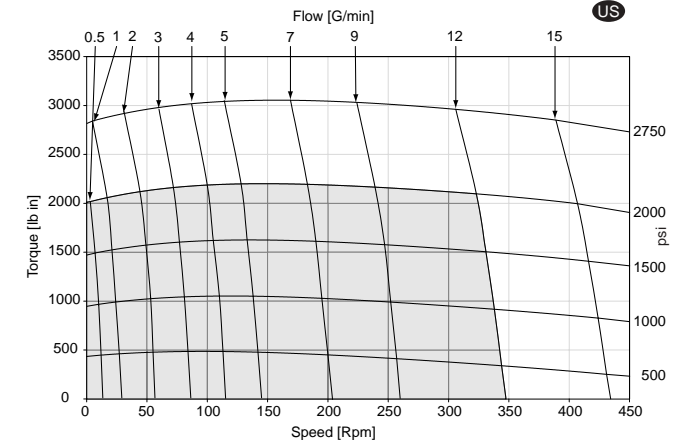
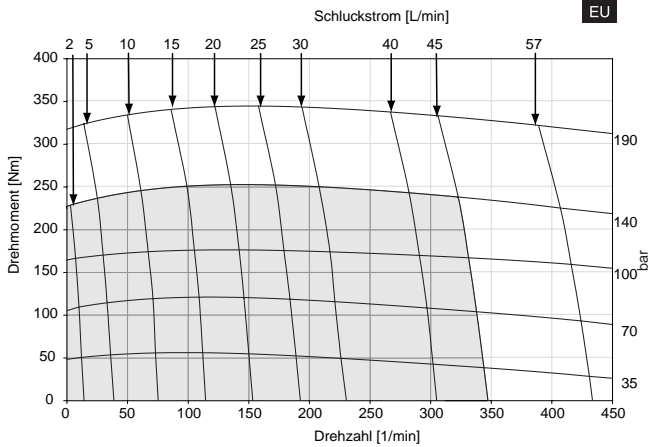
TE 0080



TE 0100



TE 0130



Cont.

Int.

Intermittent operation rating applies to 10% of every minute.
Fonctionnement interm. 10% max. de chaque minute d'utilisation.

Intermittierende Werte maximal 10% von jeder Betriebsminute.
Capacidad de funcionamiento intermitente valida para 6 segundos por cada minuto.

Performance data based on testing using 10W40 oil with a viscosity of 200 SUS at 54° C (130° F). Performance data is typical. Actual data may vary slightly from one production motor to another.

Leistungsdaten sind gemessen mit SAE 10W40 bei einer Viskosität von 43,1 Cst bei 54°C. Geringfügige Abweichungen von den Katalogdaten sind möglich.

Les données sur les performances sont basées sur des tests utilisant de l'huile 10W40 d'une viscosité de 200 SUS à 54°C (130°F). Ces données correspondent à des situations typiques. Les données réelles peuvent varier légèrement d'un moteur de production à l'autre.

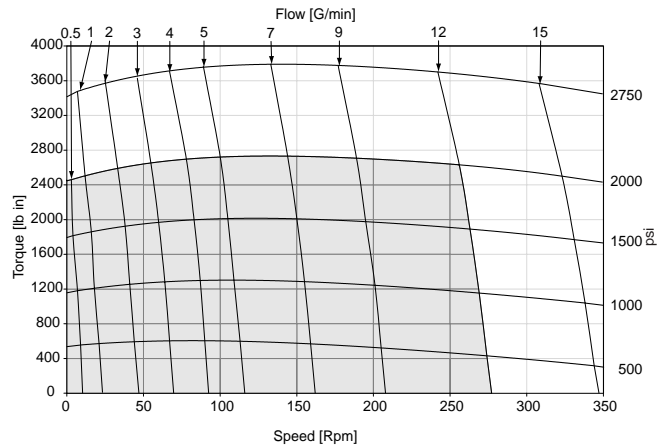
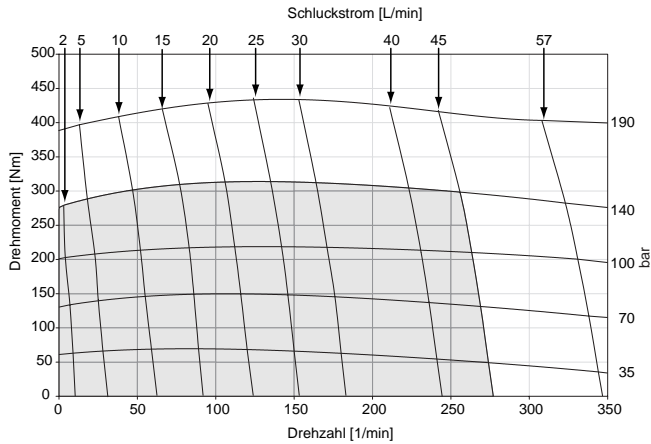
Datos tecnicos obtenidos con aceite 10W40 de 200 SUS de viscosidad a 54°C (130°F). Los datos proporcionados son valores tipicos. Los valores exactos reales podrian tener una pequena variacion entre distintos motores.

Global TE.p65, pfm, fm

TE 0165

EU

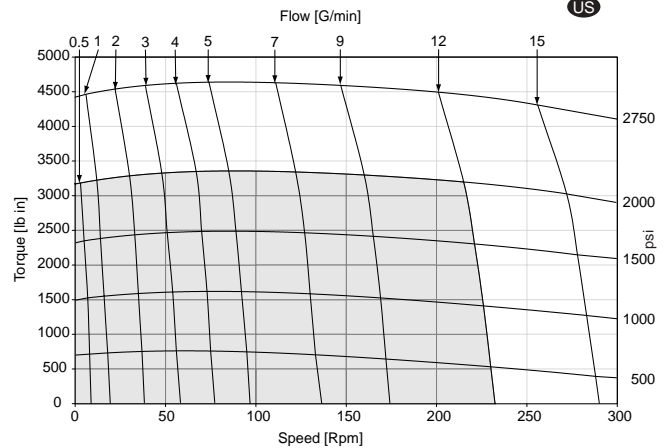
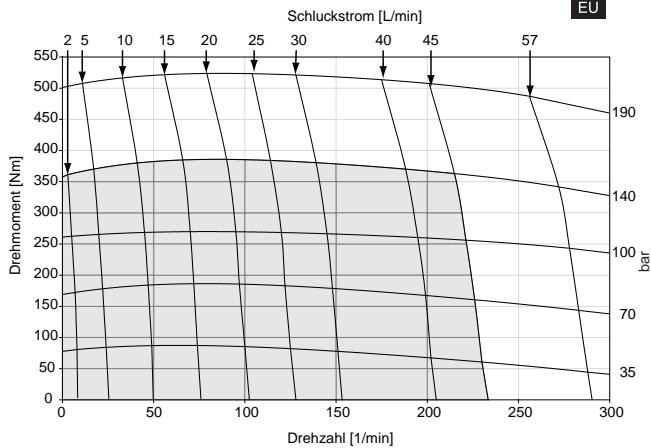
US



TE 0195

EU

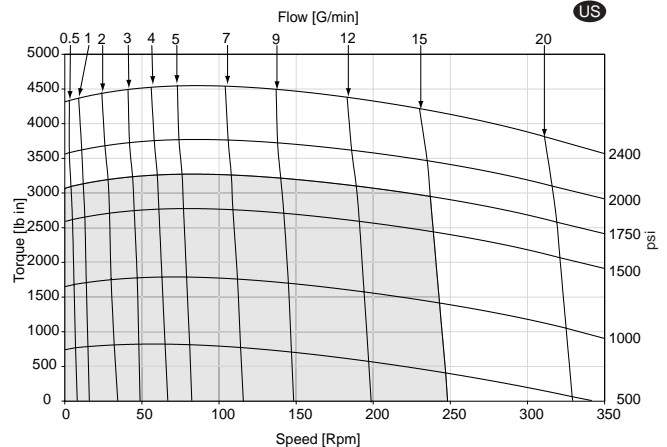
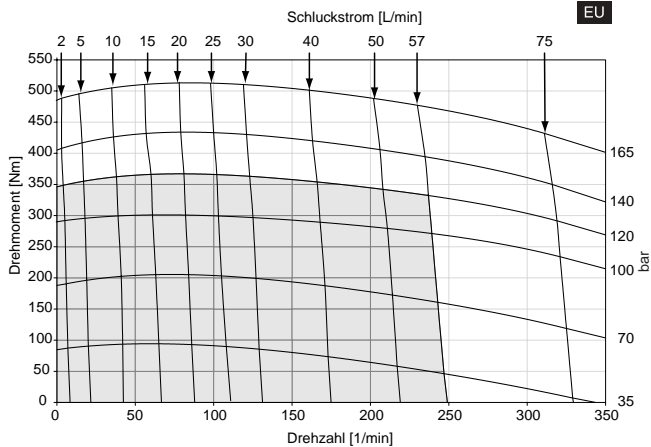
US



TE 0230

EU

US



Cont.

Int.

Intermittent operation rating applies to 10% of every minute.

Fonctionnement interm. 10% max. de chaque minute d'utilisation.

Intermittierende Werte maximal 10% von jeder Betriebsminute.

Capacidad de funcionamiento intermitente valida para 6 segundos por cada minuto.

Performance data based on testing using 10W40 oil with a viscosity of 200 SUS at 54°C (130°F). Performance data is typical. Actual data may vary slightly from one production motor to another.

Les données sur les performances sont basées sur des tests utilisant de l'huile 10W40 d'une viscosité de 200 SUS à 54°C (130°F). Ces données correspondent à des situations typiques. Les données réelles peuvent varier légèrement d'un moteur de production à l'autre.

Global TE.p65, pfm, fm

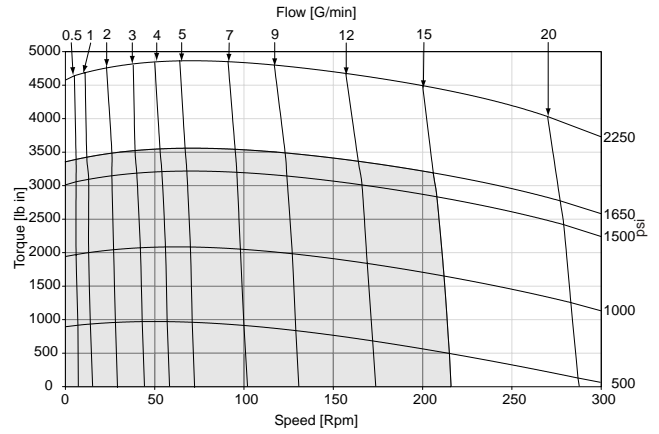
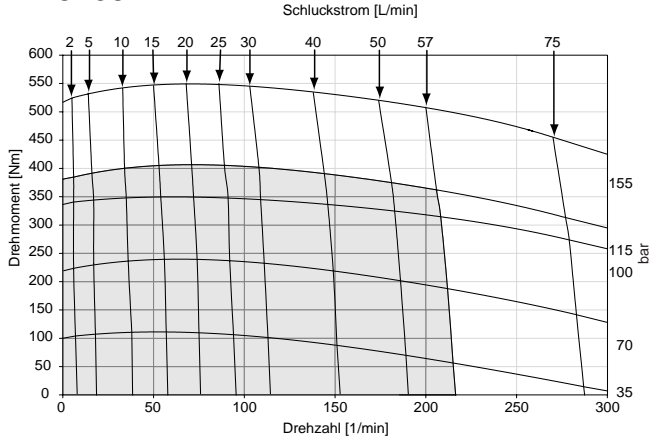
Leistungsdaten sind gemessen mit SAE 10W40 bei einer Viskosität von 43,1 Cst bei 54°C. Geringfügige Abweichungen von den Katalogdaten sind möglich.

Datos tecnicos obtenidos con aceite 10W40 de 200 SUS de viscosidad a 54°C (130°F). Los datos proporcionados son valores típicos. Los valores exactos reales podrían tener una pequeña variación entre distintos motores.

TE 0260

EU

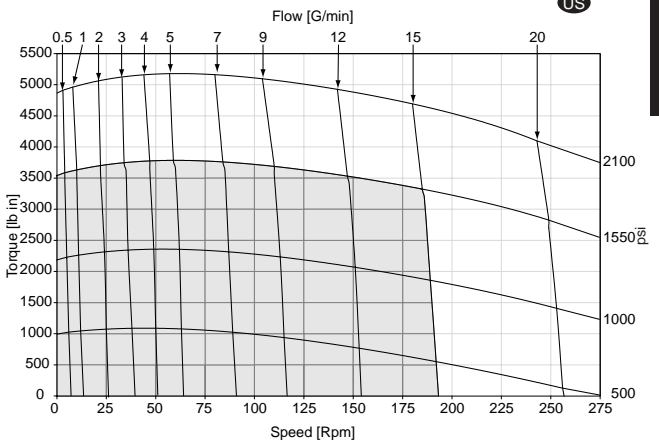
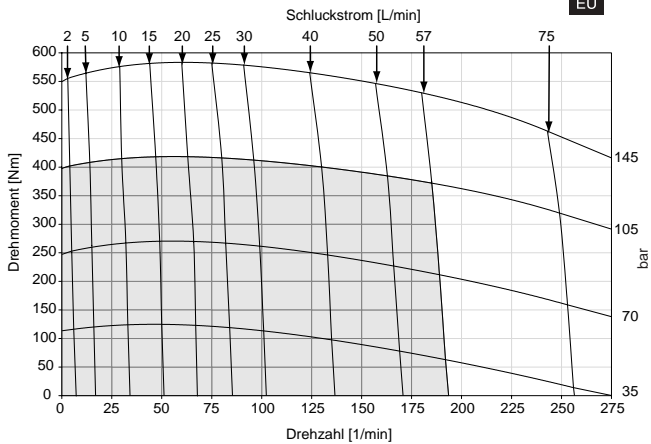
US



TE 0295

EU

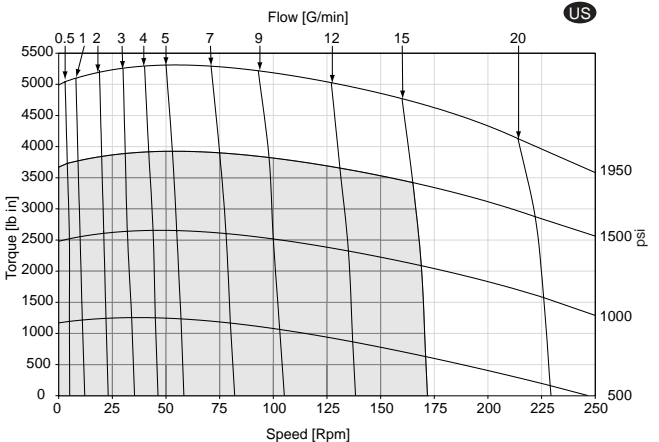
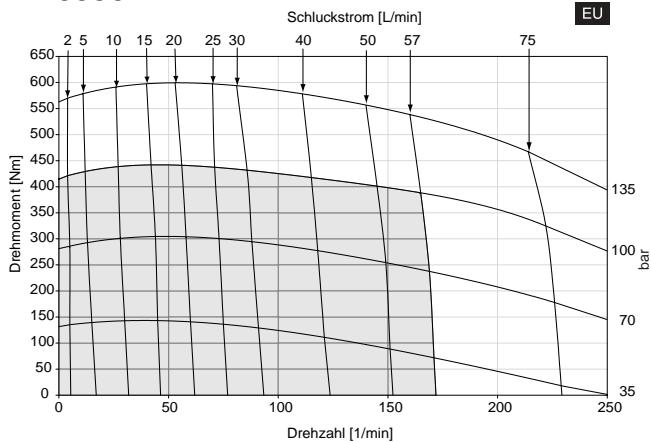
US



TE 0330

EU

US



□ Cont.

□ Int.

Intermittent operation rating applies to 10% of every minute.
Fonctionnement interm. 10% max. de chaque minute d'utilisation.

Intermittierende Werte maximal 10% von jeder Betriebsminute.
Capacidad de funcionamiento intermitente valida para 6 segundos por cada minuto.

Performance data based on testing using 10W40 oil with a viscosity of 200 SUS at 54°C (130°F). Performance data is typical. Actual data may vary slightly from one production motor to another.

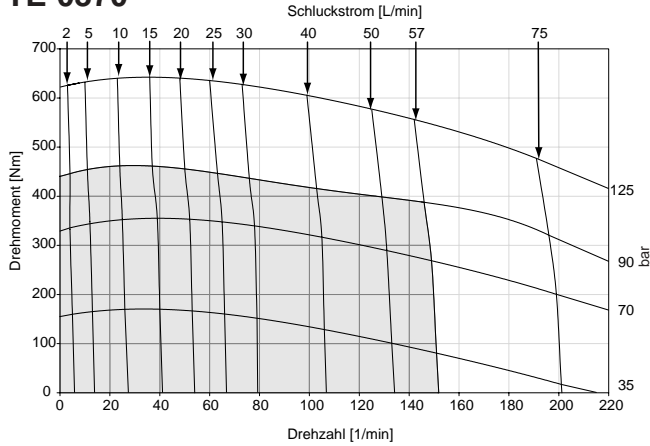
Leistungsdaten sind gemessen mit SAE 10W40 bei einer Viskosität von 43,1 Cst bei 54°C. Geringfügige Abweichungen von den Katalogdaten sind möglich.

Les données sur les performances sont basées sur des tests utilisant de l'huile 10W40 d'une viscosité de 200 SUS à 54°C (130°F). Ces données correspondent à des situations typiques. Les données réelles peuvent varier légèrement d'un moteur de production à l'autre.
Global TE.p65, pfm, fm

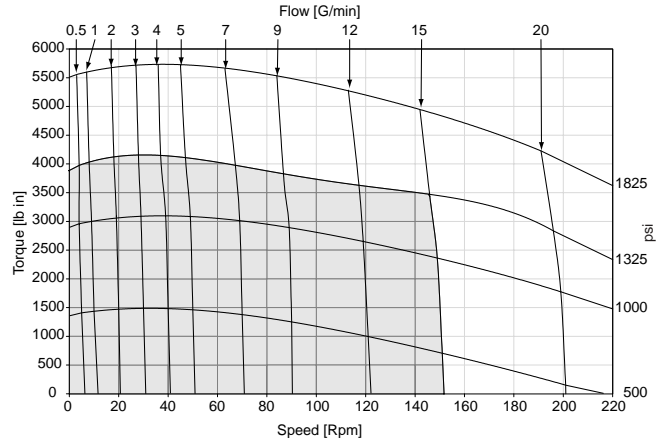
Datos tecnicos obtenidos con aceite 10W40 de 200 SUS de viscosidad a 54°C (130°F). Los datos proporcionados son valores tipicos. Los valores exactos reales podrian tener una pequena variacion entre distintos motores.

TE 0370

EU

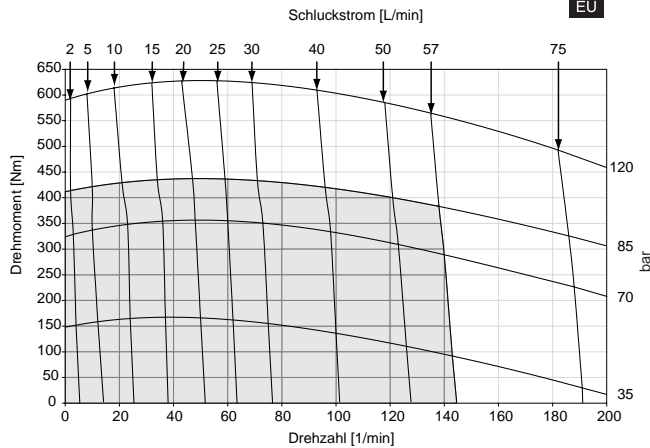


US

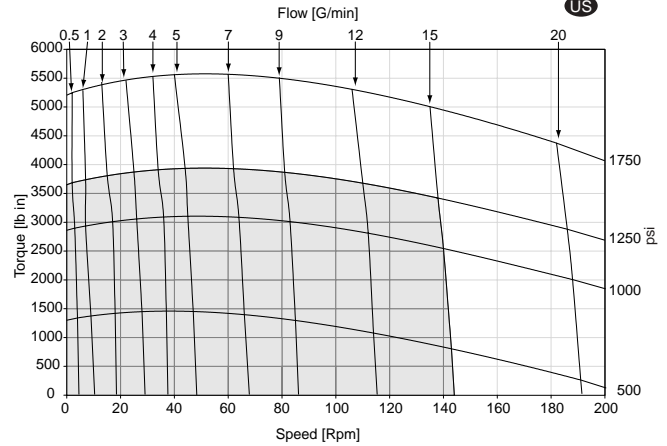


TE 0390

EU



US



□ Cont.

□ Int.

Intermittent operation rating applies to 10% of every minute.
Fonctionnement interm. 10% max. de chaque minute d'utilisation.

Intermittierende Werte maximal 10% von jeder Betriebsminute.
Capacidad de funcionamiento intermitente valida para 6 segundos por cada minuto.

Performance data based on testing using 10W40 oil with a viscosity of 200 SUS at 54° C (130° F). Performance data is typical. Actual data may vary slightly from one production motor to another.

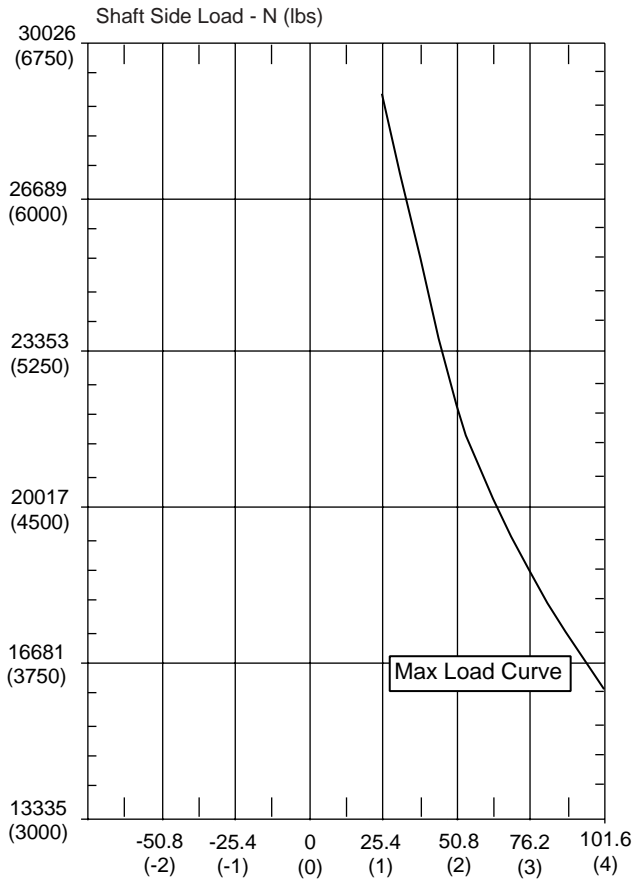
Leistungsdaten sind gemessen mit SAE 10W40 bei einer Viskosität von 43,1 Cst bei 54°C. Geringfügige Abweichungen von den Katalogdaten sind möglich.

Les données sur les performances sont basées sur des tests utilisant de l'huile 10W40 d'une viscosité de 200 SUS à 54°C (130°F). Ces données correspondent à des situations typiques. Les données réelles peuvent varier légèrement d'un moteur de production à l'autre.

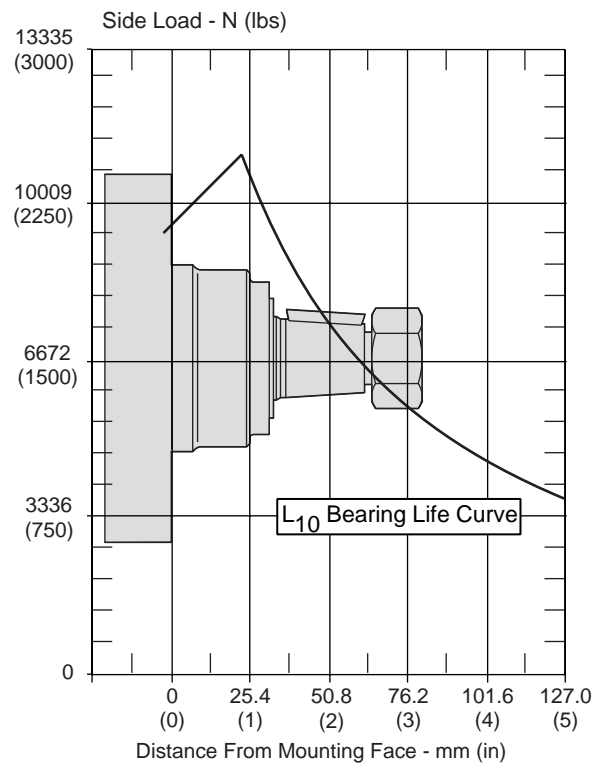
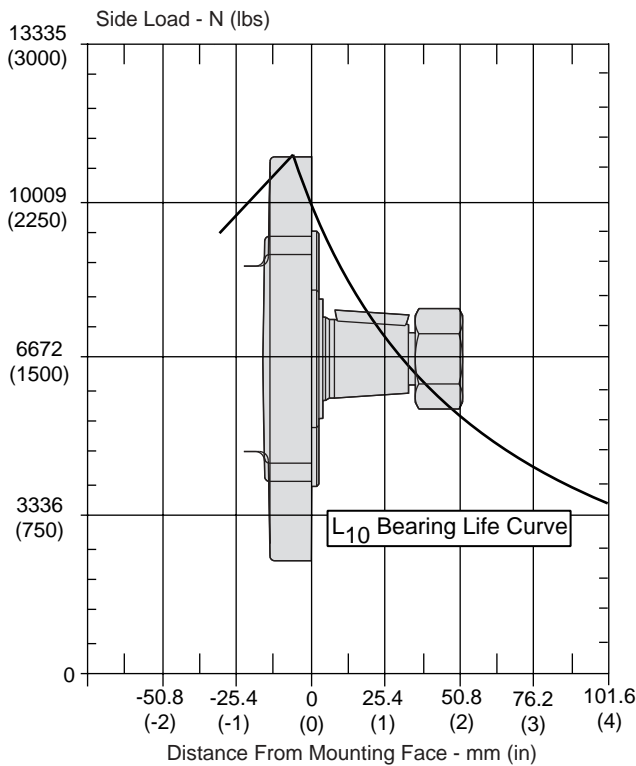
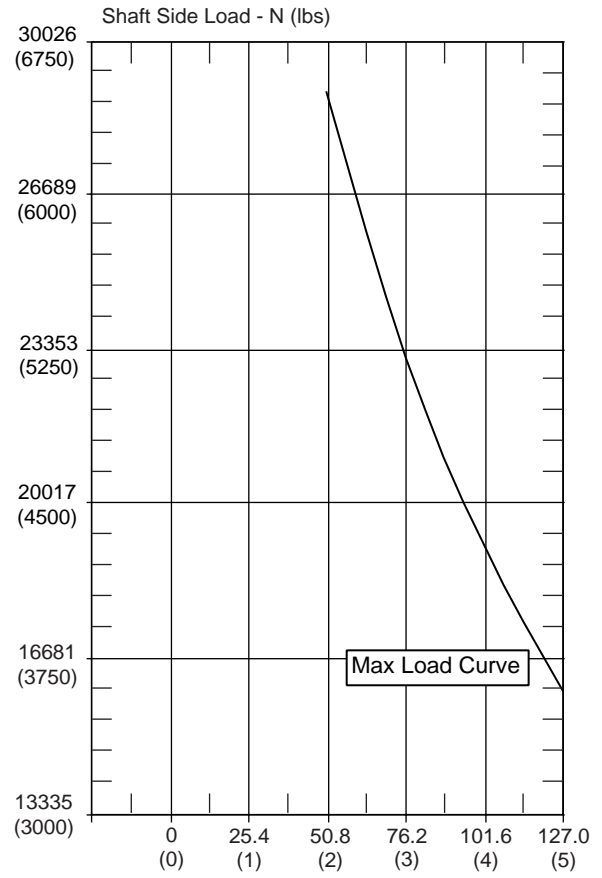
Datos técnicos obtenidos con aceite 10W40 de 200 SUS de viscosidad a 54°C (130°F). Los datos proporcionados son valores típicos. Los valores exactos reales podrían tener una pequeña variación entre distintos motores.

C

Flange Mount / Standardgehaeuse
Monture à bride(s) / Montaje de brida



Wheel Mount / Radnabengehaeuse
Monture à roue / Montaje de rueda



The maximum load curve is defined by bearing static load capacity. This curve should not be exceeded at any time including shock loads.

Die maximale radiale Wellenbelastungskurve ist definiert als maximale statische Last ohne Drehzahl. Sie gilt als Grenze und sollte keinesfalls überschritten werden.

La courbe de charge maximale est définie par la capacité de charge statique portante. Cette courbe ne devrait être dépassée en aucun moment y compris pour les charges par à-coups.

La curva de carga máxima queda definida por la capacidad de carga estática del cojinete. No se deben superar los valores de esta curva, ni siquiera con cargas provisionarias de impacto.

The allowable side load curve is based on uni-directional steady state loads for L_{10} bearing life at 2.5×10^6 revolutions.

Die zulässige auslegbare radiale Wellenbelastungskurve ist unter ruhenden, einseitig statisch gerichteten Lastverhältnissen auf eine L_{10} Lebensdauer mit $2,5 \times 10^6$ Umdrehungen kalkuliert.

La courbe de charge latérale permise se base sur des charges unidirectionnelles en régime permanent pour le roulement L_{10} à $2,5 \times 10^6$ révolutions.

La curva de valores admisibles de carga lateral está basada en cargas constantes para cojinetes L_{10} a $2,5 \times 10^6$ revoluciones.

Equation to Calculate the Expected Radial Bearing Life Gleichung zur Ermittlung der Lagerlebensdauer

Equation to calculate the allowable side load "for a given load":
Bestimmung der erlaubten radialen Wellenbelastung mit vorgegebener Last

Use F_a , F_b and S in equation to determine hours of L_{10} bearing life.
Die Lebensdauer in Stunden ergibt sich durch einsetzen von F_a , F_b , und S in die nachstehende Formel.

$$L = \frac{2.5 \times 10^6}{60 \times S} \left\{ \frac{F_a}{F_b} \right\}^{3.33}$$

Where / Mit:

S = Shaft Speed RPM / Abtriebswellendrehzahl in min^{-1}

L = Life In Hours / Lebensdauer in Stunden

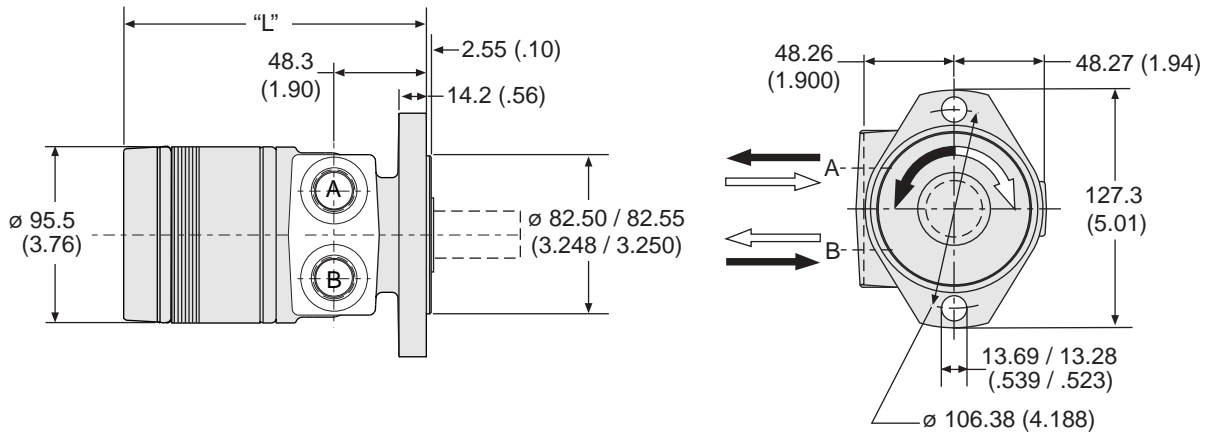
F_a = Allowable side load defined by above curve at a distance from mounting flange. / Erlaubte radiale Wellenbelastung als Funktion der Laenge

F_b = Application side load. / Anwendungsseitige Wellenbelastung

Note: Calculations are based on L_{10} bearing life per ISO 281.
Auslegung basiert auf einer L_{10} Lebensdauer nach ISO 281

Code: A 

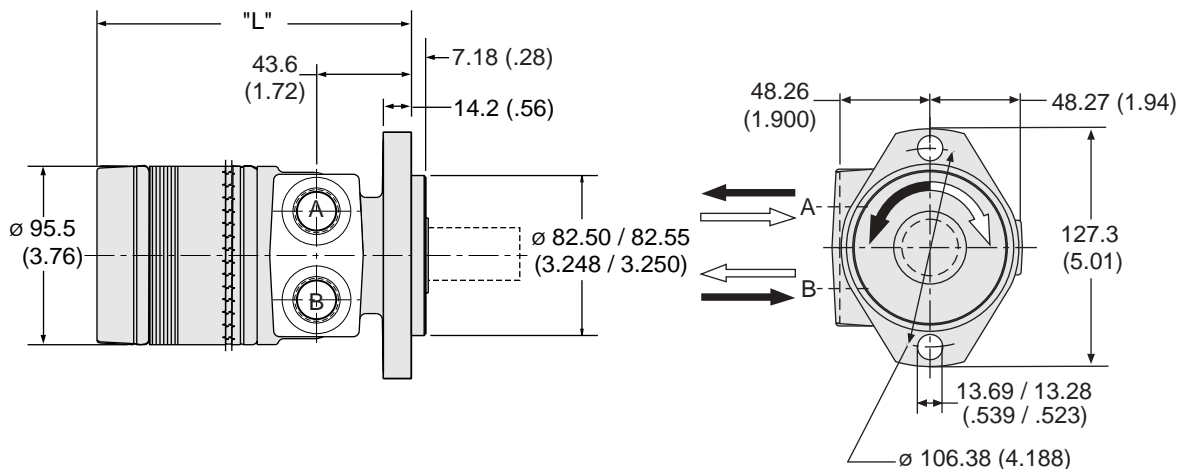
SAE A 2-Bolt



Code A	disp.	0045	0050	0065	0080	0100	0130	0165	0195	0230	0260	0295	0330	0365	0390
Weight/Gewicht	kg	6.03	6.12	6.26	6.35	6.49	6.76	7.03	7.35	7.58	7.80	8.07	8.35	8.66	8.80
Poids/Peso	(lb)	(13.3)	(13.5)	(13.8)	(14.0)	(14.3)	(14.9)	(15.5)	(16.2)	(16.7)	(17.2)	(17.8)	(18.4)	(19.1)	(19.4)
Length	"L" mm	136	138	141	144	147	154	160	166	173	179	185	192	200	205
	"L" (in)	(5.36)	(5.42)	(5.54)	(5.67)	(5.79)	(6.04)	(6.29)	(6.54)	(6.79)	(7.04)	(7.29)	(7.54)	(7.88)	(8.04)

Code: C  

SAE A 2-Bolt, Long Pilot



Code C	disp.	0045	0050	0065	0080	0100	0130	0165	0195	0230	0260	0295	0330	0365	0390
Weight/Gewicht	kg	6.03	6.12	6.26	6.35	6.49	6.76	7.03	7.35	7.58	7.80	8.07	8.35	8.66	8.80
Poids/Peso	(lb)	(13.3)	(13.5)	(13.8)	(14.0)	(14.3)	(14.9)	(15.5)	(16.2)	(16.7)	(17.2)	(17.8)	(18.4)	(19.1)	(19.4)
Length	"L" mm	131	133	136	139	142	149	155	161	168	174	180	187	195	200
	"L" (in)	(5.18)	(5.24)	(5.36)	(5.49)	(5.61)	(5.86)	(6.11)	(6.36)	(6.61)	(6.86)	(7.11)	(7.36)	(7.70)	(7.86)

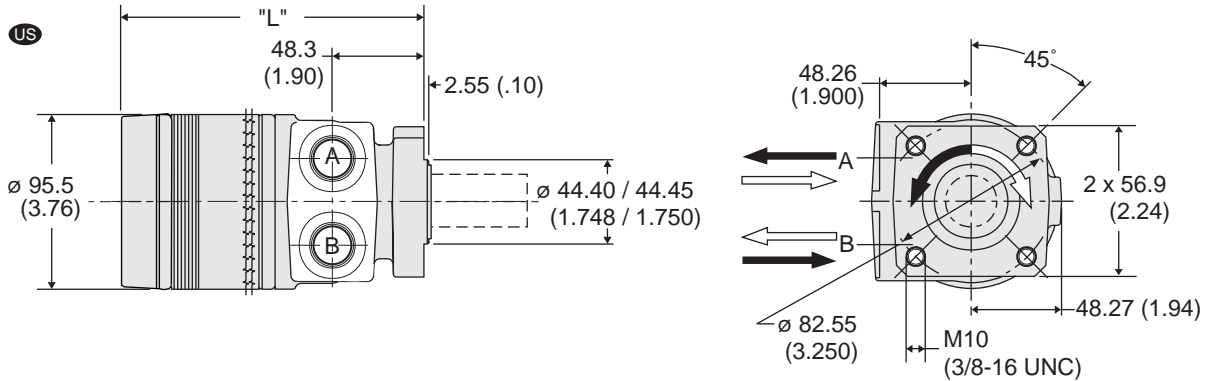
English equivalents for metric specifications are shown in ().

Code: D 

4-Bolt

Code: F 

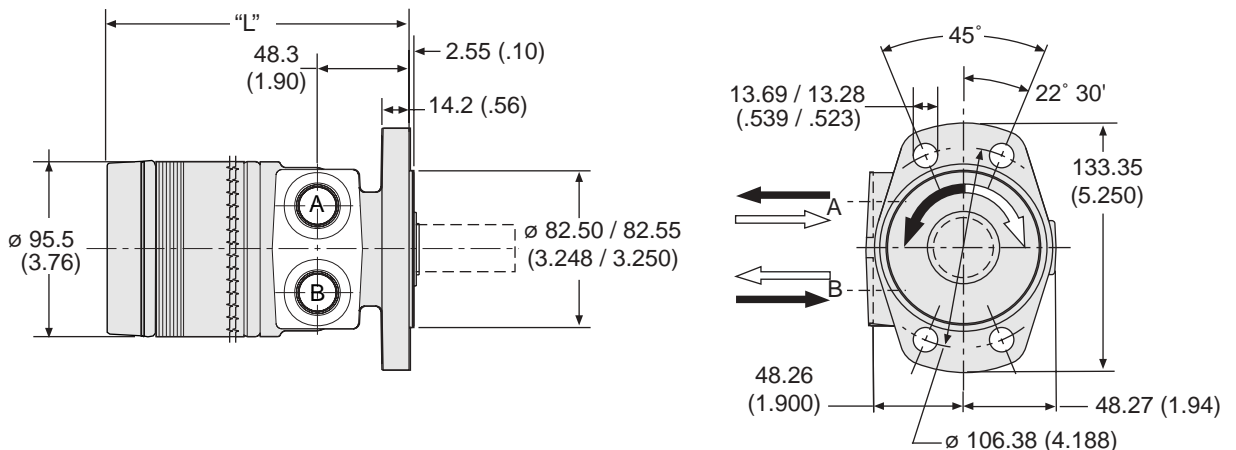
4-Bolt



Code F	disp.	0045	0050	0065	0080	0100	0130	0165	0195	0230	0260	0295	0330	0365	0390
Weight/Gewicht	kg	5.62	5.67	5.80	5.94	6.08	6.31	6.62	7.03	7.17	7.39	7.62	7.94	8.26	8.39
Poids/Peso	(lb)	(12.4)	(12.5)	(12.8)	(13.1)	(13.4)	(13.9)	(14.6)	(15.5)	(15.8)	(16.3)	(16.8)	(17.5)	(18.2)	(18.5)
Length	"L" mm	136	138	141	144	147	154	160	166	173	179	185	192	200	205
	"L" (in)	(5.36)	(5.42)	(5.54)	(5.67)	(5.79)	(6.04)	(6.29)	(6.54)	(6.79)	(7.04)	(7.29)	(7.54)	(7.88)	(8.04)

Code: M  

Magneto



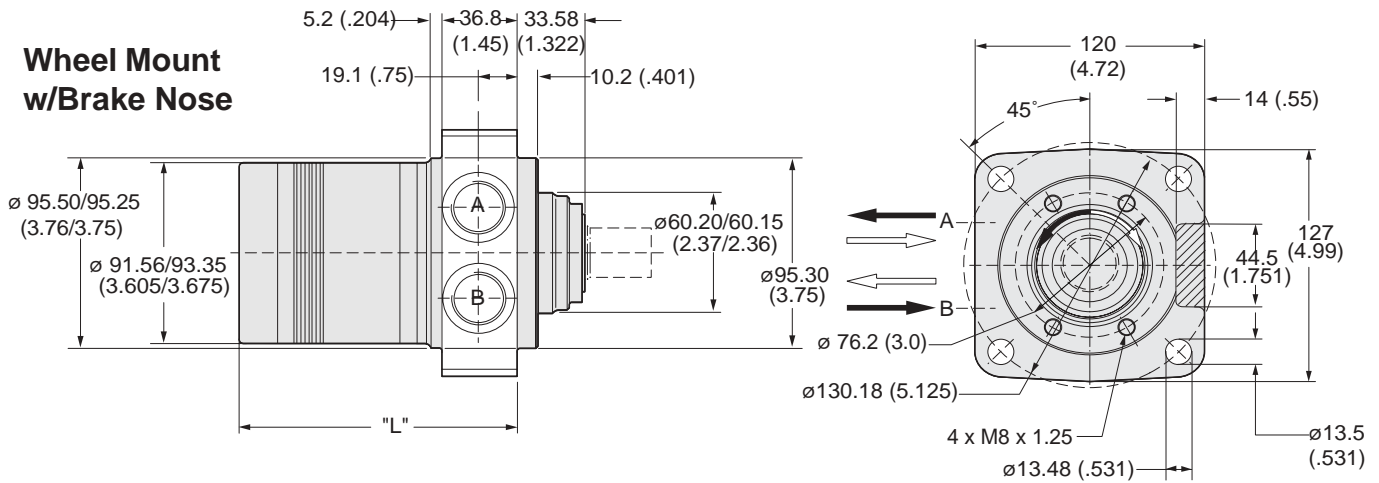
Code M	disp.	0045	0050	0065	0080	0100	0130	0165	0195	0230	0260	0295	0330	0365	0390
Weight/Gewicht	kg	6.30	6.40	6.53	6.62	6.76	7.03	7.30	7.62	7.85	8.12	8.35	8.62	8.94	9.07
Poids/Peso	(lb)	(13.9)	(14.1)	(14.4)	(14.6)	(14.9)	(15.5)	(16.1)	(16.8)	(17.3)	(17.9)	(18.4)	(19.0)	(19.7)	(20.0)
Length	"L" mm	136	138	141	144	147	154	160	166	173	179	185	192	200	205
	"L" (in)	(5.36)	(5.42)	(5.54)	(5.67)	(5.79)	(6.04)	(6.29)	(6.54)	(6.79)	(7.04)	(7.29)	(7.54)	(7.88)	(8.04)

English equivalents for metric specifications are shown in ().

Global TE.p65, pfm, fm

Code: L **EU**

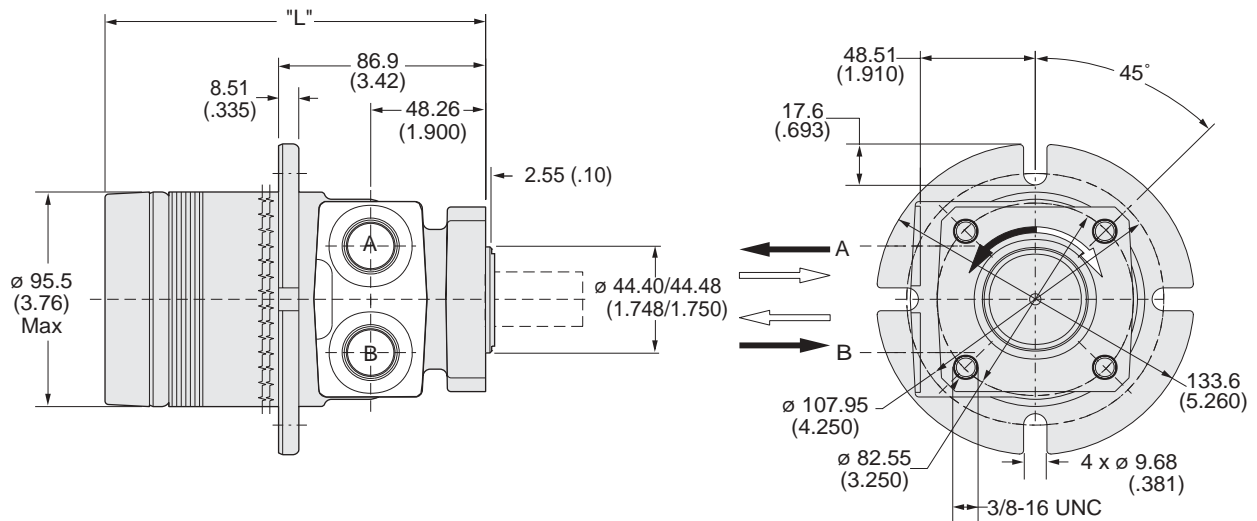
Wheel Mount
w/Brake Nose



Code L	disp.	0045	0050	0065	0080	0100	0130	0165	0195	0230	0260	0295	0330	0365	0390
Weight/Gewicht	kg	6.80	6.90	7.00	7.10	7.20	7.60	7.80	8.10	8.30	8.60	8.80	9.10	9.40	9.60
Poids/Peso	(lb)	(15.0)	(15.2)	(15.4)	(15.6)	(15.8)	(16.7)	(17.2)	(17.9)	(18.3)	(19.0)	(19.4)	(20.0)	(20.7)	(21.2)
Length	"L" mm	107	109	112	115	118	125	131	137	144	150	156	163	171	176
	"L" (in)	(4.21)	(4.27)	(4.39)	(4.52)	(4.64)	(4.89)	(5.14)	(5.39)	(5.64)	(5.89)	(6.14)	(6.39)	(6.73)	(6.89)

Code: N **US**

Midmount



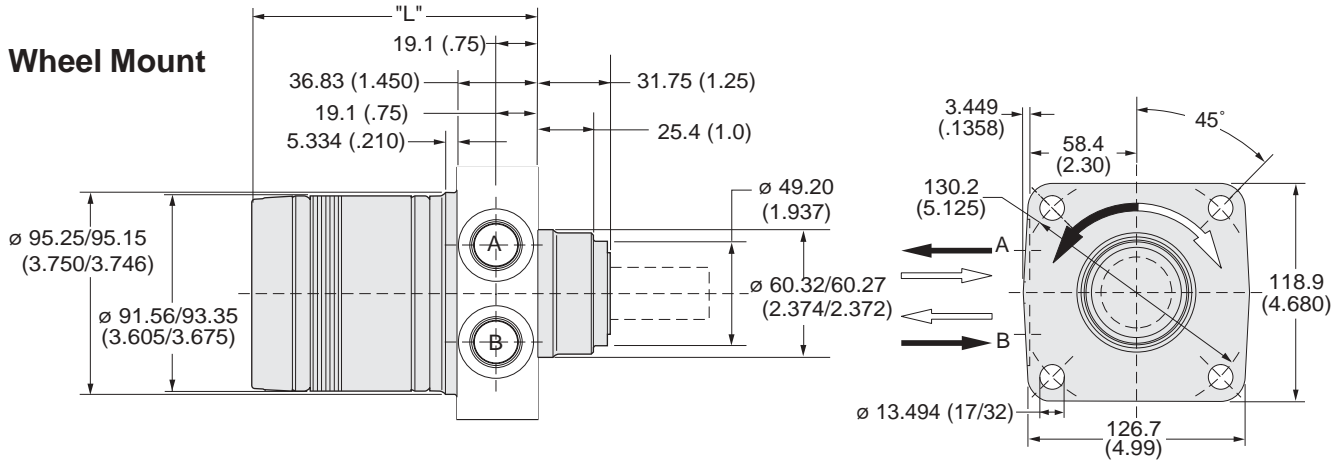
Code N	disp.	0045	0050	0065	0080	0100	0130	0165	0195	0230	0260	0295	0330	0365	0390
Weight/Gewicht	kg	6.30	6.40	6.53	6.62	6.76	7.03	7.30	7.62	7.85	8.12	8.35	8.62	8.94	9.07
Poids/Peso	(lb)	(13.9)	(14.1)	(14.4)	(14.6)	(14.9)	(15.5)	(16.1)	(16.8)	(17.3)	(17.9)	(18.4)	(19.0)	(19.7)	(20.0)
Length	"L" mm	136	138	141	144	147	154	160	166	173	179	185	192	200	205
	"L" (in)	(5.36)	(5.42)	(5.54)	(5.67)	(5.79)	(6.04)	(6.29)	(6.54)	(6.79)	(7.04)	(7.29)	(7.54)	(7.88)	(8.04)

English equivalents for metric specifications are shown in ().

Global TE.p65, pfm, fm

Code: U 

Wheel Mount



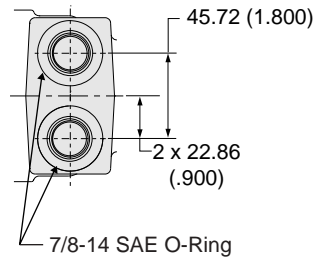
Code U	disp.	0045	0050	0065	0080	0100	0130	0165	0195	0230	0260	0295	0330	0365	0390
Weight/Gewicht	kg	6.80	6.90	7.00	7.10	7.20	7.60	7.80	8.10	8.30	8.60	8.80	9.10	9.40	9.60
Poids/Peso	(lb)	(15.0)	(15.2)	(15.4)	(15.6)	(15.8)	(16.7)	(17.2)	(17.9)	(18.3)	(19.0)	(19.4)	(20.0)	(20.7)	(21.2)
Length	"L" mm	107	109	112	115	118	125	131	137	144	150	156	163	171	176
	"L" (in)	(4.21)	(4.27)	(4.39)	(4.52)	(4.64)	(4.89)	(5.14)	(5.39)	(5.64)	(5.89)	(6.14)	(6.39)	(6.73)	(6.89)

English equivalents for metric specifications are shown in ().

Global TE.p65, pfm, fm

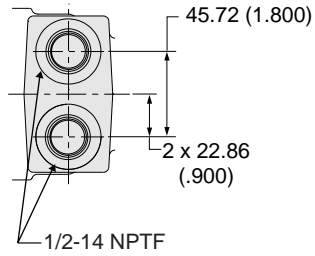
Code: S ^{US}

7/8"-14 SAE O-Ring



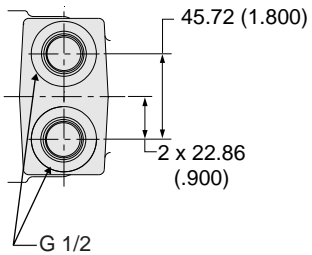
Code: P ^{US}

1/2"-14 NPTF



Code: W ^{EU}

G 1/2

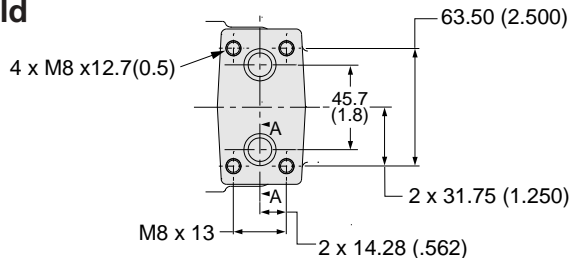


English equivalents for metric specifications are shown in ().

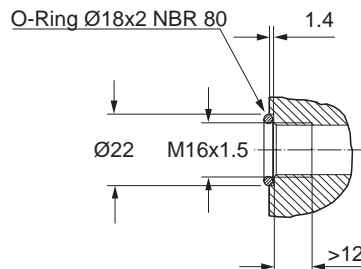
Global TE.p65, pfm, fm

Code: N* 

Manifold



A -- A



Motor with manifold mount is supplied with 2 O-rings.

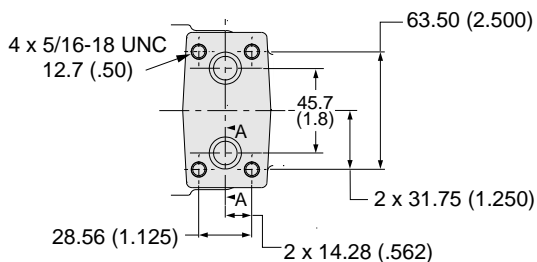
Zum Motor mit Universalanschluß werden 2 O-Ringe geliefert.

Deux joints toriques sont livrés avec les moteurs a plan de raccordement universel.

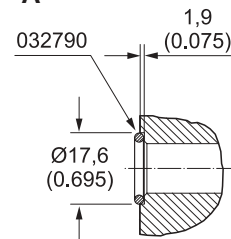
Il blocchetto connessioni é corredato da 2 OR.

Code: M* 

Manifold



A -- A



Motor with manifold mount is supplied with 2 O-rings.

Zum Motor mit Universalanschluß werden 2 O-Ringe geliefert.

Deux joints toriques sont livrés avec les moteurs a plan de raccordement universel.

Il blocchetto connessioni é corredato da 2 OR.

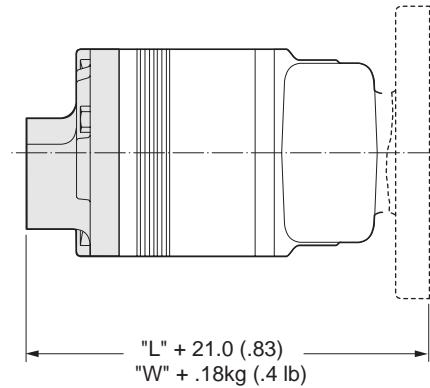
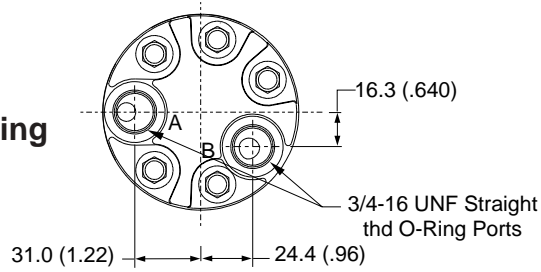
* Port N & M are not available for housing code L & U.

English equivalents for metric specifications are shown in ().

Global TE.p65, pfm, fm

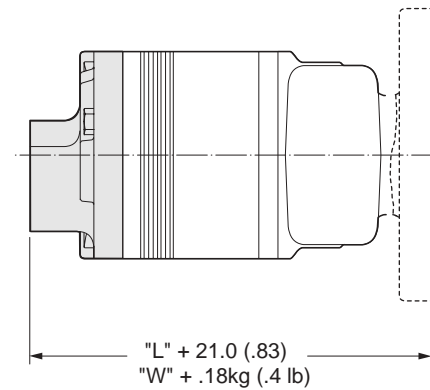
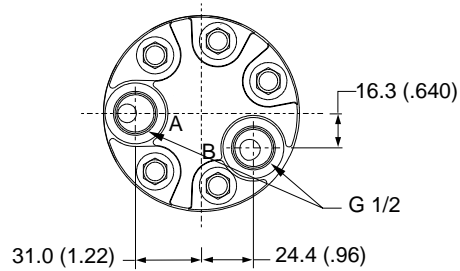
Code: R 

3/4-16 SAE O-Ring



Code: Y 

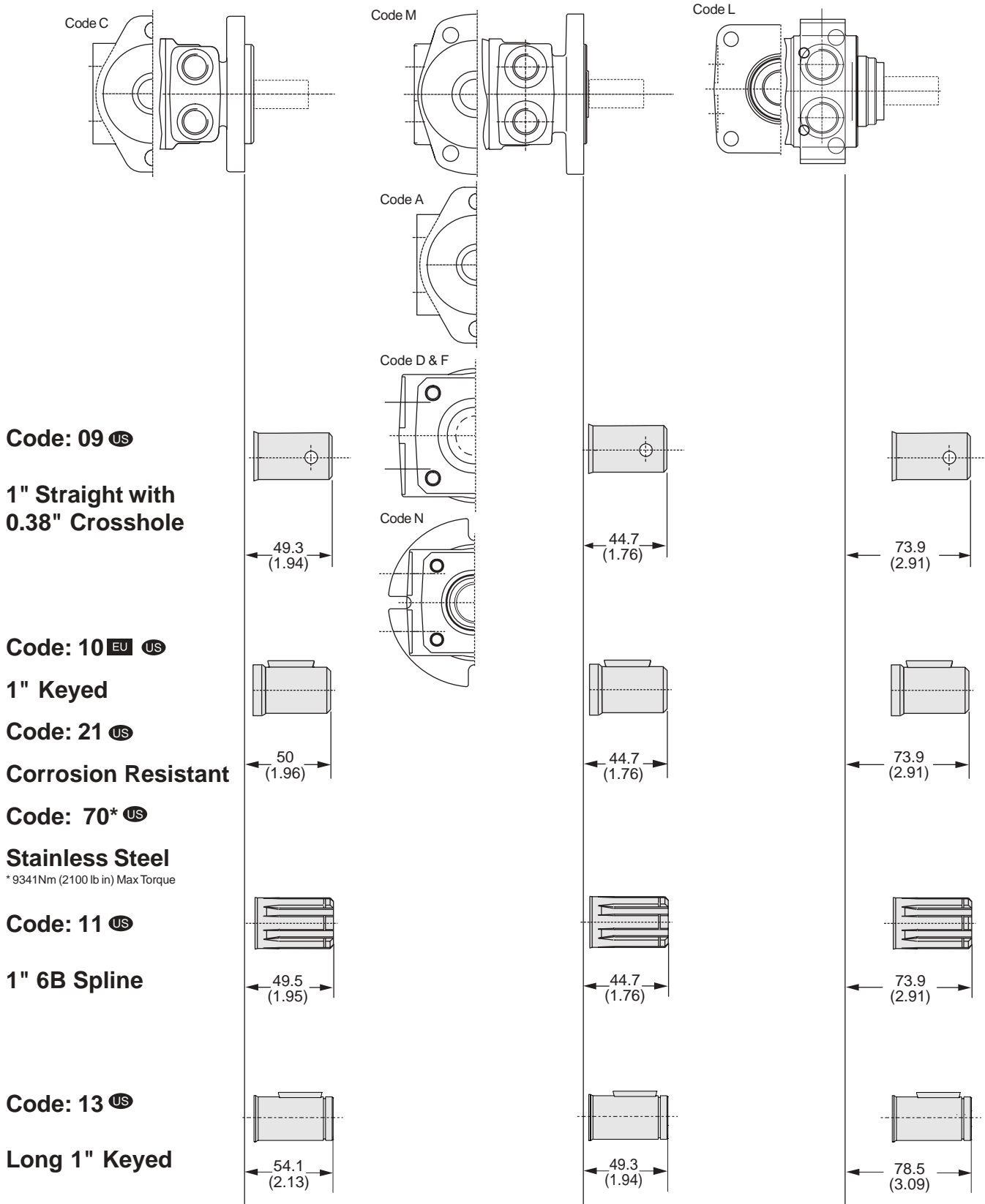
G 1/2



See pages 48-51 for length " L " and Weight " W ".
Längen " L " / Gewichte "W" siehe Seite 48...51.
Voir page 48-51 pour les longueurs "L" et les poids "W"
Consultar en la Página 48-51 los valores de largo "L" y peso "W".

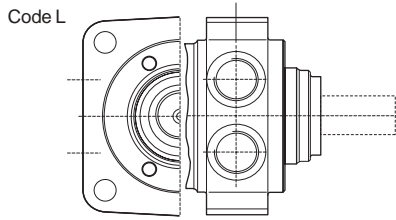
English equivalents for metric specifications are shown in ().

Global TE.p65, pfm, fm



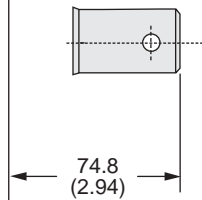
English equivalents for metric specifications are shown in ().

Global TE.p65, pfm, fm



Code: 09 

**1" Straight with
 0.38" Crosshole**



Code: 10  

1" Keyed

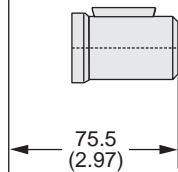
Code: 21 

Corrosion Resistant

Code: 70* 

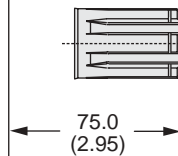
Stainless Steel

* 9341Nm (2100 lb in) Max Torque



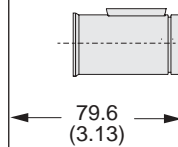
Code: 11 

1" 6B Spline



Code: 13 

Long 1" Keyed



Code: 09 ^{US}

1" Straight with
0.38" Crosshole



Code: 10 ^{EU} ^{US}

1" Keyed

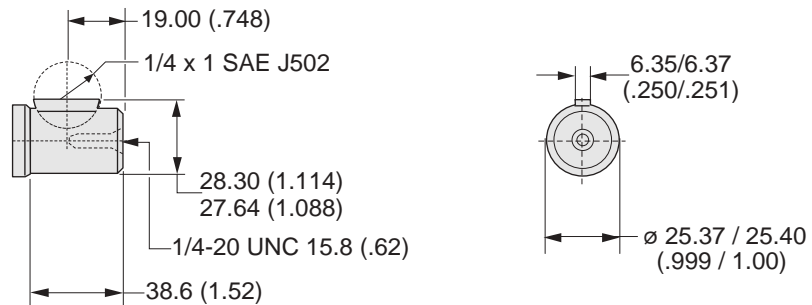
Code: 21 ^{US}

Corrosion Resistant

Code: 70* ^{US}

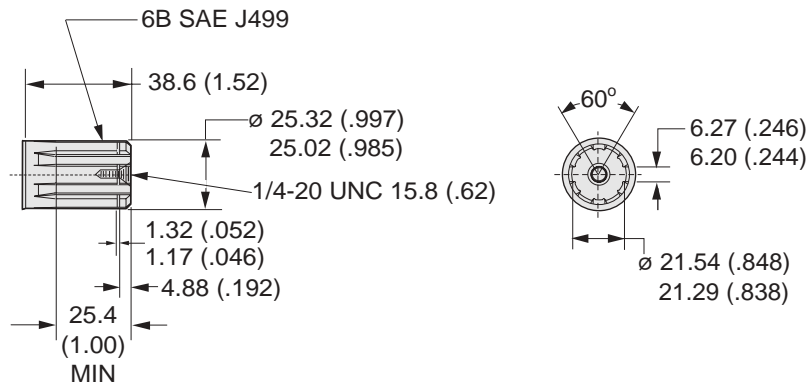
Stainless Steel

* 9341Nm (2100 lb in) Max Torque



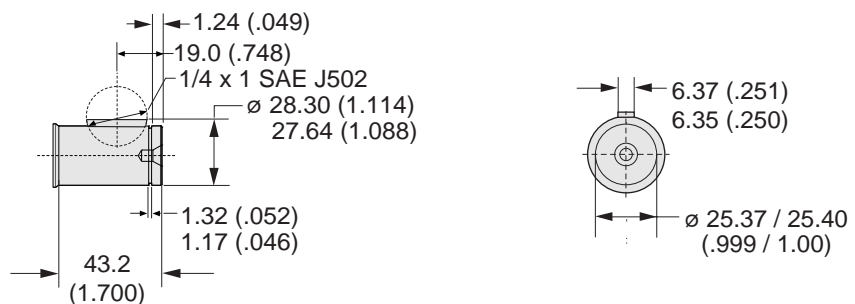
Code: 11 ^{US}

1" 6B Spline



Code: 13 ^{US}

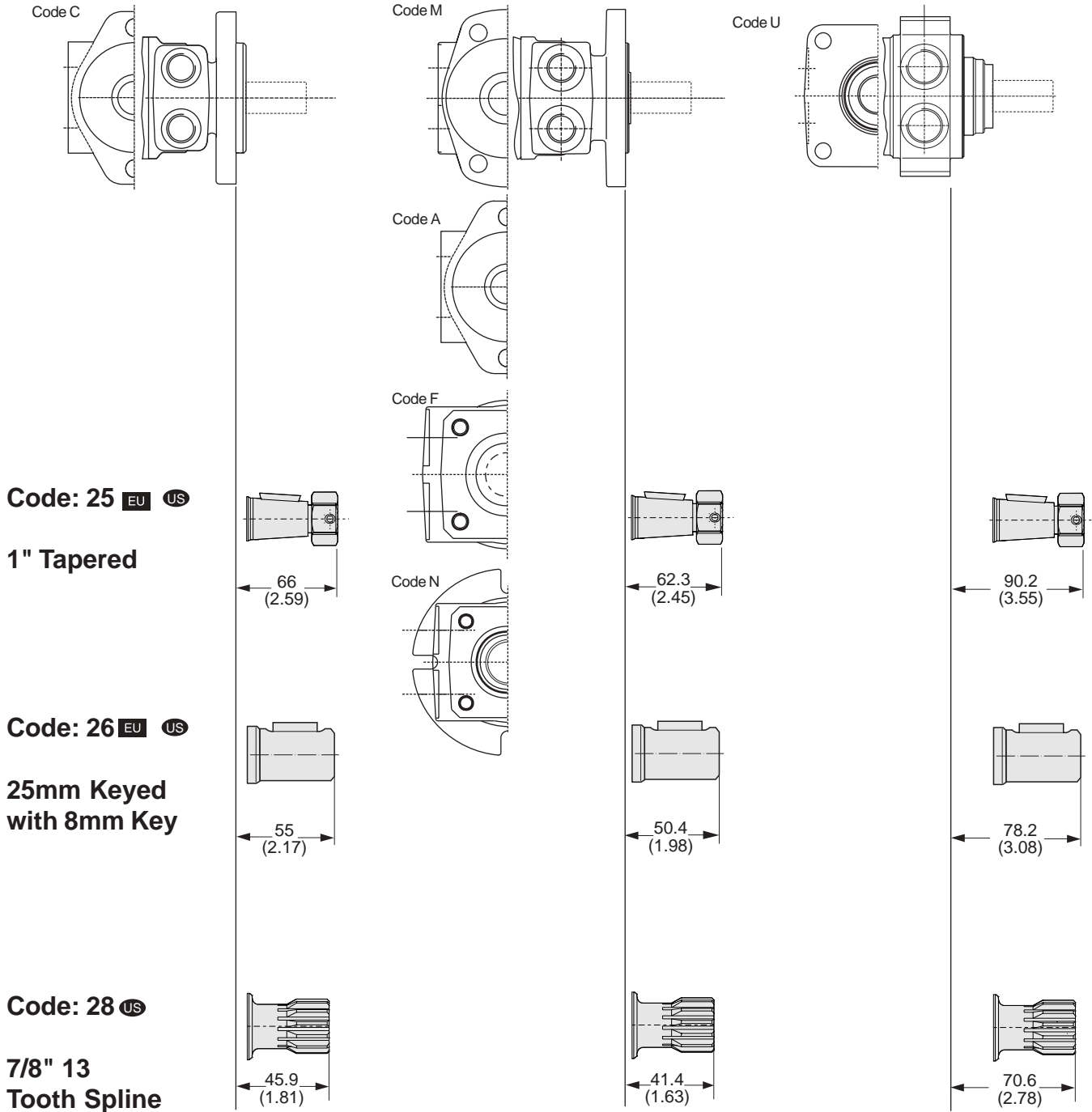
Long 1" Keyed



English equivalents for metric specifications are shown in ().

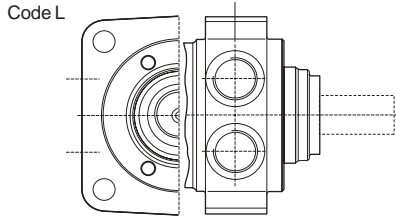
Global TE.p65, pfm, fm





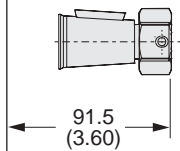
English equivalents for metric specifications are shown in ().

Global TE.p65, pfm, fm



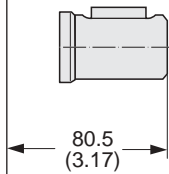
Code: 25 EU US

1" Tapered



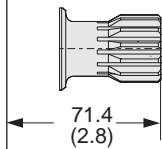
Code: 26 EU US

25mm Keyed
with 8mm Key



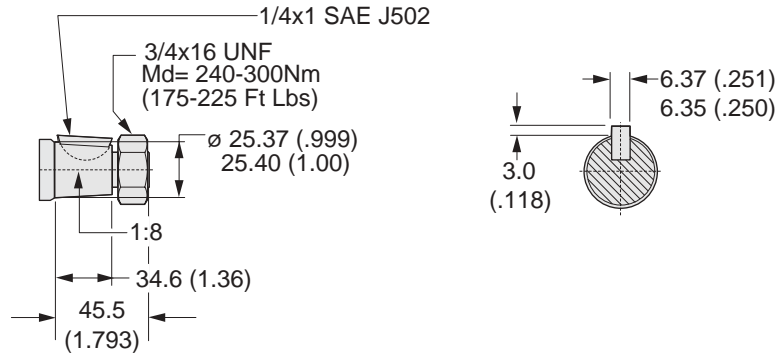
Code: 28 US

7/8" 13
Tooth Spline



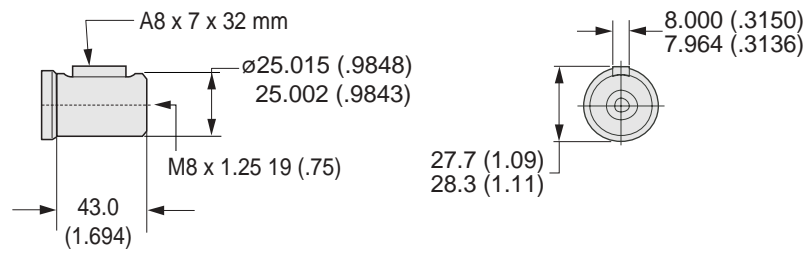
Code: 25  

1" Tapered



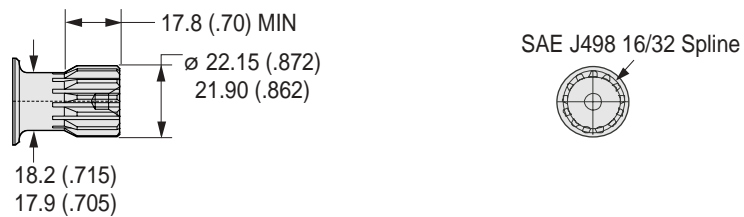
Code: 26  

25mm Keyed
with 8mm Key



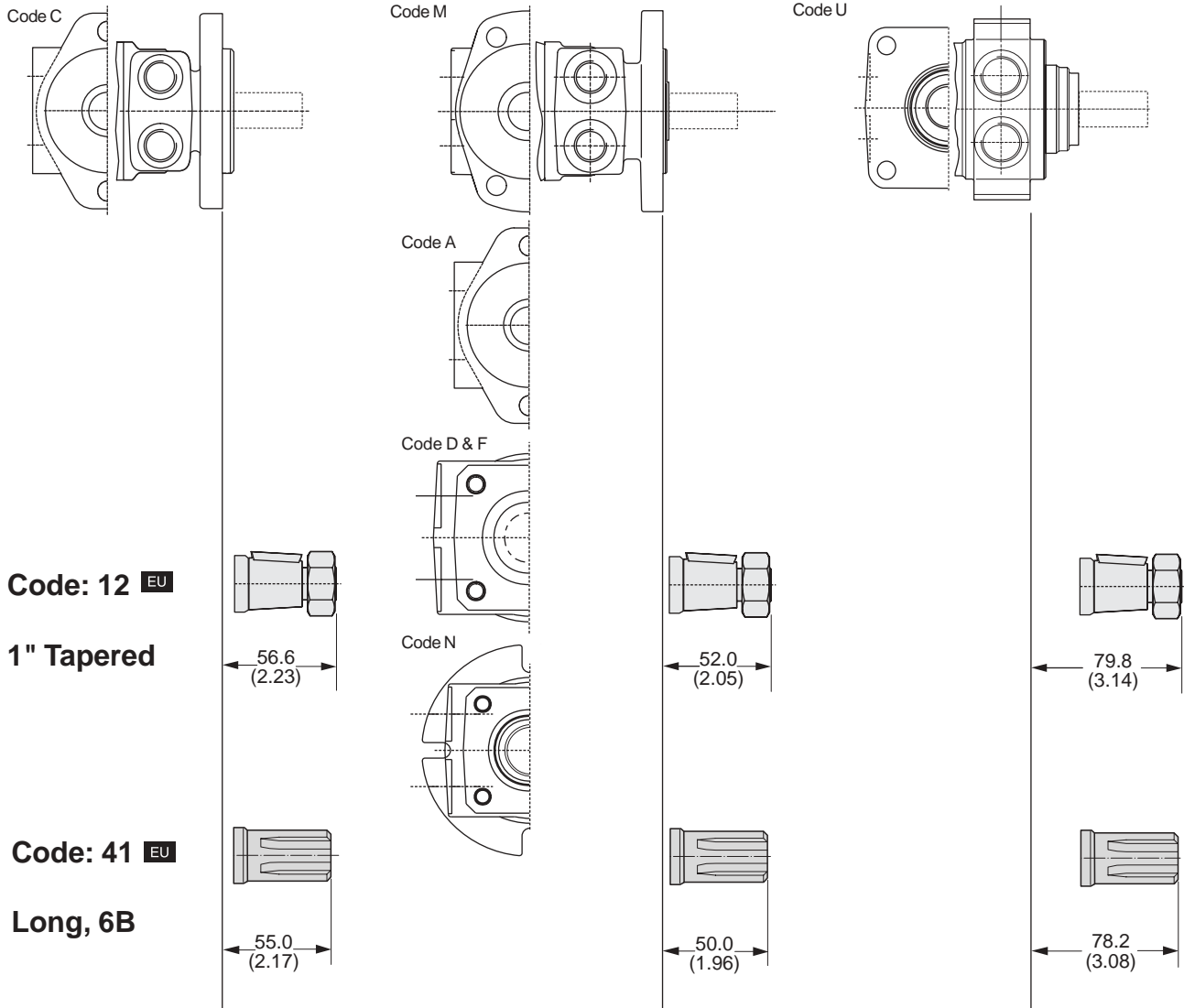
Code: 28 

7/8" 13 Tooth Spline



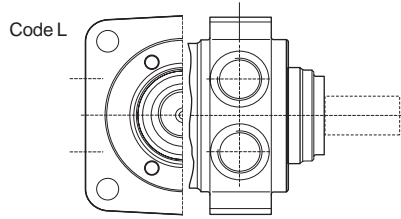
English equivalents for metric specifications are shown in ().

Global TE.p65, pfm, fm



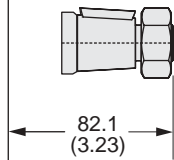
English equivalents for metric dimensions are shown in ().

Global TE.p65, pfm, fm



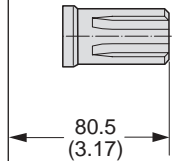
Code: 12 EU

1" Tapered



Code: 41 EU

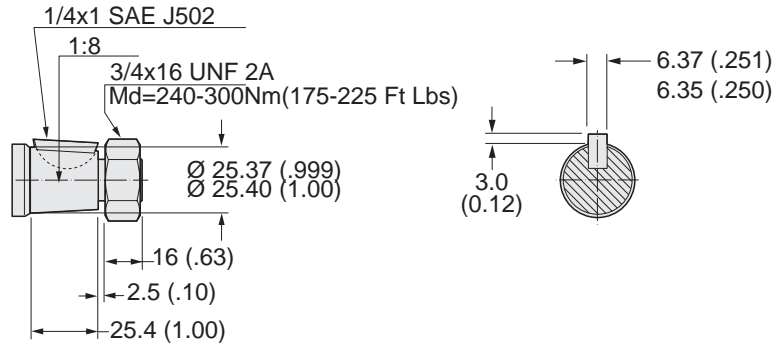
Long, 6B



English equivalents for metric dimensions are shown in ().

Global TE.p65, pfm, fm

Code: 12 **EU**
1" Tapered

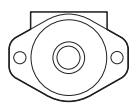
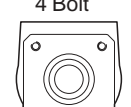
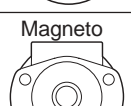


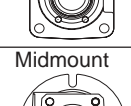











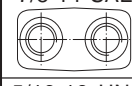
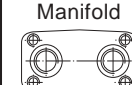
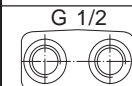

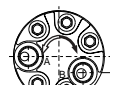









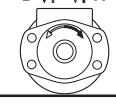


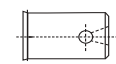



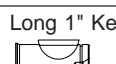


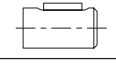
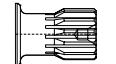





































Code: 41 **EU**
Long, 6B



English equivalents for metric dimensions are shown in ().

Global TE.p65, pfm, fm

TE	XXXX	X	X	XX	X	XXXX																																																																																																																																									
Series	Displacement Schluckvolumen Cylindrée Desplazamiento	Mounting Gehäuse Carter Montaje	Ports Anschluß Plan de raccordement Lumbreras	Shaft Welle Arbre Eje	Rotation Drehrichtung Direction de rotation Rotacion	Options Opciones																																																																																																																																									
<table border="1" style="width:100%; border-collapse: collapse;"> <thead> <tr> <th>Code</th> <th>cm³/U / cm³/rev cm³/tr / cm³/giro</th> </tr> </thead> <tr><td>0045</td><td>2.5 / 41</td></tr> <tr><td>0050</td><td>3.0 / 49</td></tr> <tr><td>0065</td><td>4.0 / 65</td></tr> <tr><td>0080</td><td>5.0 / 82</td></tr> <tr><td>0100</td><td>6.0 / 98</td></tr> <tr><td>0130</td><td>8.0 / 130</td></tr> <tr><td>0165</td><td>10.0 / 163</td></tr> <tr><td>0195</td><td>11.9 / 195</td></tr> <tr><td>0230</td><td>13.9 / 228</td></tr> <tr><td>0260</td><td>15.9 / 260</td></tr> <tr><td>0295</td><td>17.9 / 293</td></tr> <tr><td>0330</td><td>20.0 / 328</td></tr> <tr><td>0365</td><td>22.6 / 370</td></tr> <tr><td>0390</td><td>24.0 / 392</td></tr> </table>	Code	cm ³ /U / cm ³ /rev cm ³ /tr / cm ³ /giro	0045	2.5 / 41	0050	3.0 / 49	0065	4.0 / 65	0080	5.0 / 82	0100	6.0 / 98	0130	8.0 / 130	0165	10.0 / 163	0195	11.9 / 195	0230	13.9 / 228	0260	15.9 / 260	0295	17.9 / 293	0330	20.0 / 328	0365	22.6 / 370	0390	24.0 / 392	<table border="1" style="width:100%; border-collapse: collapse;"> <thead> <tr> <th>Code</th> <th>Mounting</th> <th>Avail.</th> </tr> </thead> <tr> <td>A</td> <td>SAE "A" 2 Bolt </td> <td>US</td> </tr> <tr> <td>F</td> <td>4 Bolt </td> <td>US</td> </tr> <tr> <td>D</td> <td></td> <td>EU</td> </tr> <tr> <td>M</td> <td>Magneto </td> <td>US</td> </tr> <tr> <td>C</td> <td>SAE "A" 2 Bolt, Long Pilot </td> <td>EU US</td> </tr> <tr> <td>L*</td> <td>Wheel Mount </td> <td>EU</td> </tr> <tr> <td>N</td> <td>Midmount </td> <td>US</td> </tr> <tr> <td>U*</td> <td>Wheel Mount </td> <td>US</td> </tr> </table>	Code	Mounting	Avail.	A	SAE "A" 2 Bolt 	US	F	4 Bolt 	US	D		EU	M	Magneto 	US	C	SAE "A" 2 Bolt, Long Pilot 	EU US	L*	Wheel Mount 	EU	N	Midmount 	US	U*	Wheel Mount 	US	<table border="1" style="width:100%; border-collapse: collapse;"> <thead> <tr> <th>Code</th> <th>Ports</th> <th>Avail.</th> </tr> </thead> <tr> <td>P</td> <td>1/2-14 NPTF </td> <td>US</td> </tr> <tr> <td>S</td> <td>7/8-14 SAE </td> <td>US</td> </tr> <tr> <td>M</td> <td>5/16-18 UNC Manifold </td> <td>US</td> </tr> <tr> <td>W</td> <td>G 1/2 </td> <td>EU</td> </tr> <tr> <td>N</td> <td>M8 Manifold </td> <td>EU</td> </tr> </table> <p style="text-align:center;">Endanschluß Rear Ports Alimentazione Laterale Orifices arrière</p> <table border="1" style="width:100%; border-collapse: collapse;"> <thead> <tr> <th>Code</th> <th>Ports</th> <th>Avail.</th> </tr> </thead> <tr> <td>R</td> <td>3/4-16 SAE "O-Ring" Axial </td> <td>US</td> </tr> <tr> <td>Y</td> <td>G 1/2 Axial </td> <td>EU</td> </tr> </table>	Code	Ports	Avail.	P	1/2-14 NPTF 	US	S	7/8-14 SAE 	US	M	5/16-18 UNC Manifold 	US	W	G 1/2 	EU	N	M8 Manifold 	EU	Code	Ports	Avail.	R	3/4-16 SAE "O-Ring" Axial 	US	Y	G 1/2 Axial 	EU	<table border="1" style="width:100%; border-collapse: collapse;"> <thead> <tr> <th>Code</th> <th>Rotation</th> <th>Avail.</th> </tr> </thead> <tr> <td>0</td> <td>Standard </td> <td>EU US</td> </tr> <tr> <td>1</td> <td>Reverse Timed Manifold </td> <td>EU US</td> </tr> </table>	Code	Rotation	Avail.	0	Standard 	EU US	1	Reverse Timed Manifold 	EU US	<table border="1" style="width:100%; border-collapse: collapse;"> <thead> <tr> <th>Code</th> <th>Shaft</th> <th>Avail.</th> </tr> </thead> <tr> <td>09</td> <td>1" Straight w/0.38" Crosshole </td> <td>US</td> </tr> <tr> <td>10</td> <td>1" Keyed Standard</td> <td>US</td> </tr> <tr> <td>21</td> <td>Corrosion Resistant</td> <td>US</td> </tr> <tr> <td>70*</td> <td>Stainless Steel </td> <td>US</td> </tr> <tr> <td>11</td> <td>1" 6B Spline </td> <td>US</td> </tr> <tr> <td>12</td> <td>1" Tapered </td> <td>EU</td> </tr> <tr> <td>13</td> <td>Long 1" Keyed </td> <td>US</td> </tr> <tr> <td>25</td> <td>1" Tapered </td> <td>US</td> </tr> <tr> <td>26</td> <td>25mm Keyed w/ 8mm Key </td> <td>US</td> </tr> <tr> <td>28</td> <td>7/8" 13 Tooth Spline </td> <td>US</td> </tr> <tr> <td>41</td> <td>Long, 6B </td> <td>EU</td> </tr> </table> <p style="font-size: small;">*9134Nm (2100 lb in) Max Torque</p>	Code	Shaft	Avail.	09	1" Straight w/0.38" Crosshole 	US	10	1" Keyed Standard	US	21	Corrosion Resistant	US	70*	Stainless Steel 	US	11	1" 6B Spline 	US	12	1" Tapered 	EU	13	Long 1" Keyed 	US	25	1" Tapered 	US	26	25mm Keyed w/ 8mm Key 	US	28	7/8" 13 Tooth Spline 	US	41	Long, 6B 	EU	<table border="1" style="width:100%; border-collapse: collapse;"> <thead> <tr> <th>Code</th> <th>Options</th> <th>Avail.</th> </tr> </thead> <tr> <td>AAAB</td> <td>No Paint No lackiert</td> <td>EU US</td> </tr> <tr> <td>AAAA</td> <td>Black Paint Schwarz lackiert</td> <td>EU US</td> </tr> </table>	Code	Options	Avail.	AAAB	No Paint No lackiert	EU US	AAAA	Black Paint Schwarz lackiert	EU US
Code	cm ³ /U / cm ³ /rev cm ³ /tr / cm ³ /giro																																																																																																																																														
0045	2.5 / 41																																																																																																																																														
0050	3.0 / 49																																																																																																																																														
0065	4.0 / 65																																																																																																																																														
0080	5.0 / 82																																																																																																																																														
0100	6.0 / 98																																																																																																																																														
0130	8.0 / 130																																																																																																																																														
0165	10.0 / 163																																																																																																																																														
0195	11.9 / 195																																																																																																																																														
0230	13.9 / 228																																																																																																																																														
0260	15.9 / 260																																																																																																																																														
0295	17.9 / 293																																																																																																																																														
0330	20.0 / 328																																																																																																																																														
0365	22.6 / 370																																																																																																																																														
0390	24.0 / 392																																																																																																																																														
Code	Mounting	Avail.																																																																																																																																													
A	SAE "A" 2 Bolt 	US																																																																																																																																													
F	4 Bolt 	US																																																																																																																																													
D		EU																																																																																																																																													
M	Magneto 	US																																																																																																																																													
C	SAE "A" 2 Bolt, Long Pilot 	EU US																																																																																																																																													
L*	Wheel Mount 	EU																																																																																																																																													
N	Midmount 	US																																																																																																																																													
U*	Wheel Mount 	US																																																																																																																																													
Code	Ports	Avail.																																																																																																																																													
P	1/2-14 NPTF 	US																																																																																																																																													
S	7/8-14 SAE 	US																																																																																																																																													
M	5/16-18 UNC Manifold 	US																																																																																																																																													
W	G 1/2 	EU																																																																																																																																													
N	M8 Manifold 	EU																																																																																																																																													
Code	Ports	Avail.																																																																																																																																													
R	3/4-16 SAE "O-Ring" Axial 	US																																																																																																																																													
Y	G 1/2 Axial 	EU																																																																																																																																													
Code	Rotation	Avail.																																																																																																																																													
0	Standard 	EU US																																																																																																																																													
1	Reverse Timed Manifold 	EU US																																																																																																																																													
Code	Shaft	Avail.																																																																																																																																													
09	1" Straight w/0.38" Crosshole 	US																																																																																																																																													
10	1" Keyed Standard	US																																																																																																																																													
21	Corrosion Resistant	US																																																																																																																																													
70*	Stainless Steel 	US																																																																																																																																													
11	1" 6B Spline 	US																																																																																																																																													
12	1" Tapered 	EU																																																																																																																																													
13	Long 1" Keyed 	US																																																																																																																																													
25	1" Tapered 	US																																																																																																																																													
26	25mm Keyed w/ 8mm Key 	US																																																																																																																																													
28	7/8" 13 Tooth Spline 	US																																																																																																																																													
41	Long, 6B 	EU																																																																																																																																													
Code	Options	Avail.																																																																																																																																													
AAAB	No Paint No lackiert	EU US																																																																																																																																													
AAAA	Black Paint Schwarz lackiert	EU US																																																																																																																																													

* Mot available with port codes M & N.
* Nicht möglich für Anschluß M und N